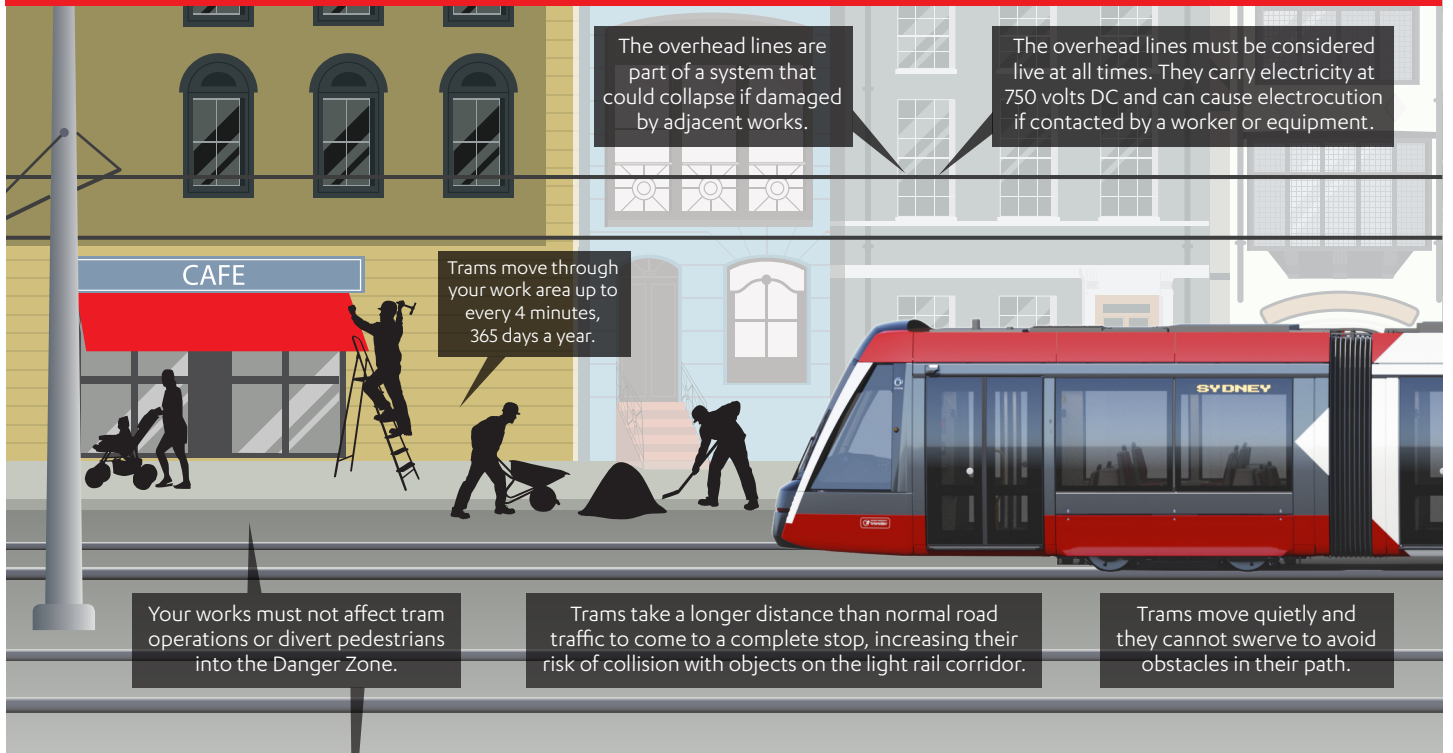


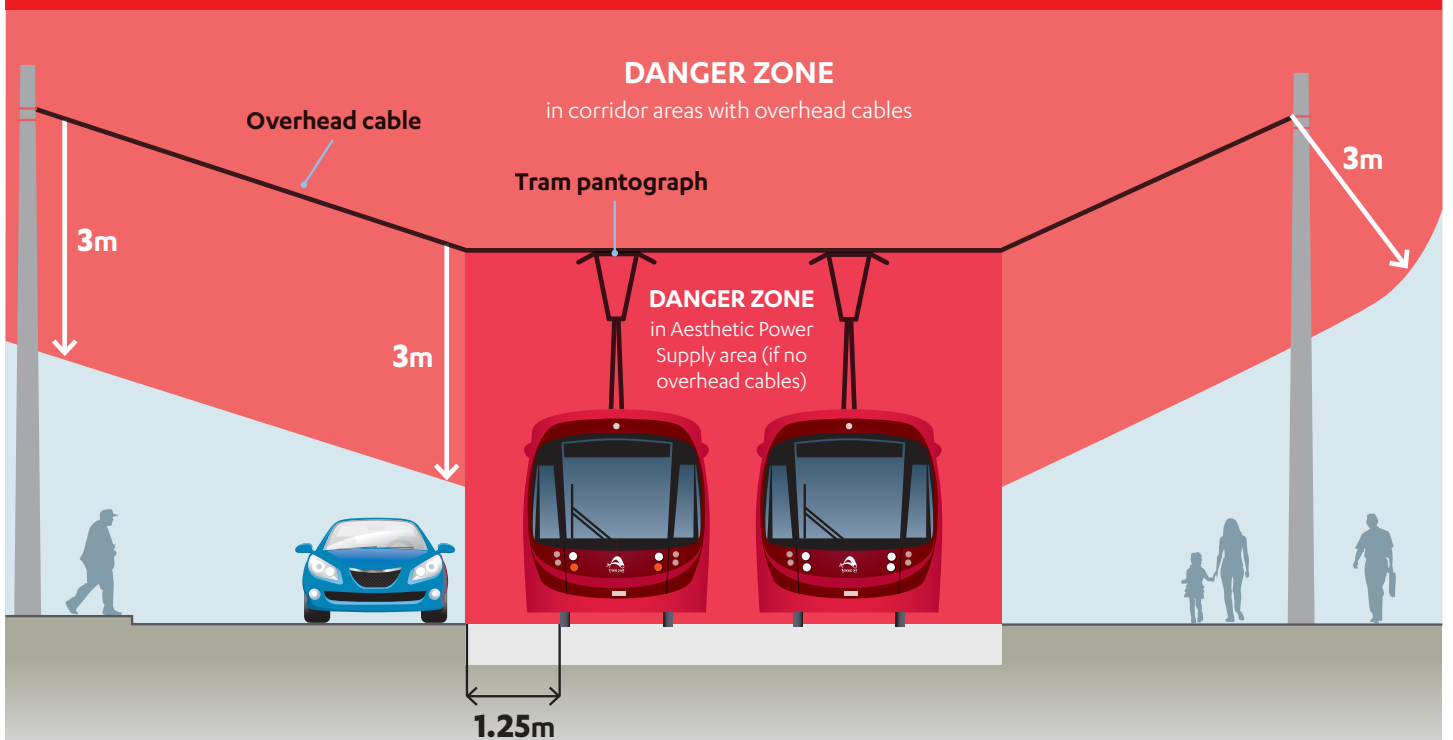
SAFE WORK AROUND LIGHT RAIL

If you're planning to carry out works on or around Sydney Light Rail, you may require a permit to commence work.

SAFETY RISKS AROUND LIGHT RAIL



WORKING SAFELY AROUND LIGHT RAIL REQUIRES A WORK ACCESS PERMIT



If you need to work on or around the light rail corridor then you will need to apply for a **Work Access Permit** and authorisation from Transdev Sydney, the light rail operator.

All works in the Danger Zone require a Work Access Permit – no exceptions!



SAFE WORK AROUND LIGHT RAIL

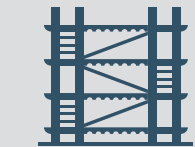
TYPES OF WORK ON OR NEAR LIGHT RAIL THAT MAY REQUIRE A WORK ACCESS PERMIT

Works that may require a Work Access Permit include but are not limited to:

Repair work and building maintenance that may divert pedestrians or road traffic into the Danger Zone



Work adjacent to the Light Rail on pavements, roadways, street poles and buildings



Scaffold erection



Use of cranes and excavators



Window cleaning

Plus all other works in the Danger Zone

NOT SURE IF YOUR WORK REQUIRES A PERMIT?

Contact us at
SLR.Permits@transdev.com.au



HOW TO APPLY FOR A WORK ACCESS PERMIT



- 1 Complete all relevant pre-work as required, such as applying for a Road Occupancy Licence from the Transport Management Centre, contacting your local Council and/or calling Dial-before-you-Dig prior to excavations



- 2 Access and complete your Light Rail General Safety Induction online



- 3 Complete the Work Request Form online, which includes submitting documents such as:
 - **A Safe Work Method Statement:** a brief but detailed description of the work to be undertaken, and how you are planning to mitigate the Safety Risks around Light Rail (see other side of this document)



- **Location map:** an outline on a photo or map of where you are planning to work



- 4 Allow two (2) weeks for the application to be reviewed by Transdev Sydney.

Failure to obtain authority is an offence.



Working with a Permit is essential for your safety, the safety of your workers and the safety of the community.

If you have any questions, please contact us.

QUESTIONS?

Visit the Transdev Sydney website at
www.transdevsydney.com.au/workaccesspermits

Email SLR.permits@transdev.com.au

